



# AX Series



**AX15**




**AX15M**



**AX12**



**AX12M**



**AX10**



**AX15W**

---

***Light, compact and easily manageable with superb sound and serious power handling capacity.***

---

- High-power woofers, dynamic compression drivers, and constant directivity horns deliver performance that goes well beyond other speakers in this class.
- A variety of cabinets for applications ranging from solo street entertainers to bands in concert halls.
- Robust carpet finish, durable metal grill, and steel carry handles.
- Speakon™ connector ensures easy integration with many existing setups.
- Pole mountable.
- Ideally matched to Yamaha powered mixers and power amplifiers.

*\* The AX series speakers are only available in Europe.*

# AX Series

## GENERAL SPECIFICATIONS

Model		AX15	AX12	AX10	AX15M	AX12M	AX15W
Frequency range		60Hz - 20kHz		65Hz - 20kHz	60Hz - 20kHz		50Hz - 200Hz
Nominal impedance		8	8	8	8	8	8
Power rating*	NOISE	200W	150W	125W	200W	150W	250W
	PGM	400W	300W	250W	400W	300W	500W
	MAX	800W	600W	500W	800W	600W	1000W
Sensitivity (1W, 1m)		98dB SPL	97dB SPL	96dB SPL	98dB SPL	97dB SPL	97dB SPL
Components	LF	15" cone	12" cone	10" cone	15" cone	12" cone	15" cone
	HF	Horn, 1" voice coil			Horn, 1" voice coil		-
Connectors		1/4" phone jack, NL4MP			1/4" phone jack, NL4MP		2 x 1/4" phone jack, 2 x NL4MP
Dimensions (W x H x D)		470 x 668 x 375 (18.5" x 26.3" x 14.8")	405 x 578 x 313 (15.9" x 22.8" x 12.3")	385 x 538 x 297 (15.2" x 21.2" x 11.7")	668 x 470 x 355 (26.3" x 18.5" x 14.0")	578 x 405 x 325 (22.8" x 15.9" x 12.8")	485 x 618 x 505 (19.1" x 24.3" x 19.9")
Weight		21.5kg (47.4lbs)	16.5kg (36.4lbs)	12.5kg (27.6lbs)	20.0kg (44.1lbs)	16.5kg (36.4lbs)	26.5kg (58.4lbs)

\* EIA RS426

## DIMENSIONS

unit : mm

