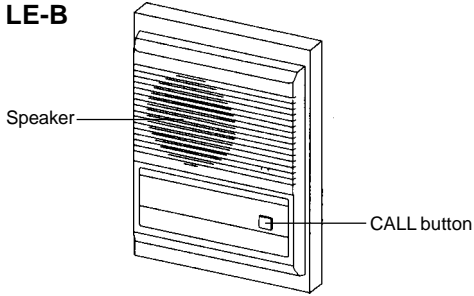


## LE-Series Sub Stations Semi-Flush Mount

**LE-B**



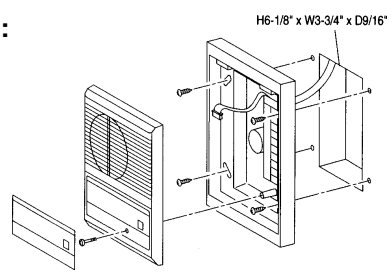
Speaker

CALL button

**LE-B FEATURES:**

- Push button to call master station(s)
- Hands free communication when master answers
- Semi-flush mount design
- Optional rough-in box for new construction (BBX-1E)

**MOUNTING & INSTALLATION:**

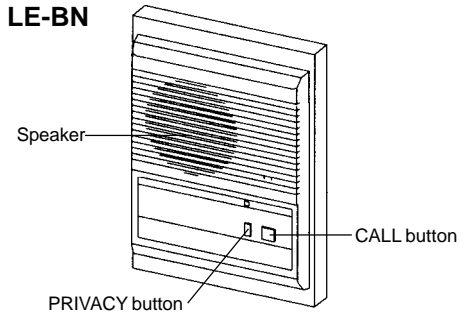


H6-1/8" x W3-3/4" x D9/16"

**COMMON SPECIFICATIONS:**

Systems: LEM, LEF, LEF-C  
 Speaker: 20 ohms  
 Wiring Distance: 650' w/22AWG; 1600' w/18AWG  
 Dimensions: 8-3/16" x 6" x 1-15/16"  
 Material: ABS plastic  
 Color: White with gray nameplate

**LE-BN**



Speaker

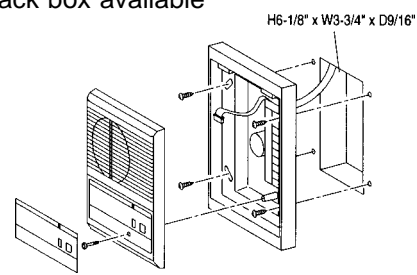
CALL button

PRIVACY button

**LE-BN FEATURES:**

- Privacy button prevents monitoring
- Push button to call master station(s)
- Hands free communication when master answers
- Semi-flush mount design
- Optional metal back box available

**MOUNTING & INSTALLATION:**

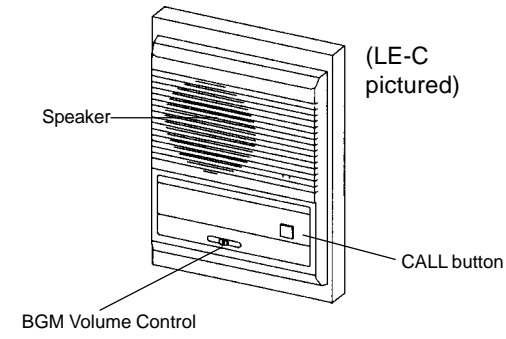


H6-1/8" x W3-3/4" x D9/16"

**Common Specifications, plus:**

Privacy button: Prevents monitoring

**LE-C, LE-CN**



Speaker

(LE-C pictured)

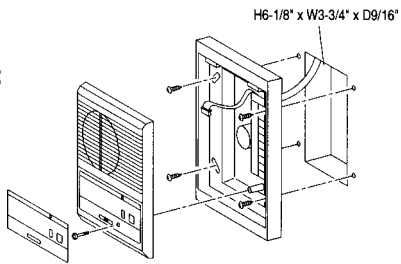
CALL button

BGM Volume Control

**LE-C, LE-CN FEATURES:**

- Music volume control (OFF, plus 3 volume levels)
- Privacy button prevents monitoring (LE-CN only)
- Push button to call master station(s)
- Hands free communication when master answers
- Semi-flush mount design
- Optional rough-in box for new construction (BBX-1E)

**MOUNTING & INSTALLATION:**



H6-1/8" x W3-3/4" x D9/16"

**Common Specifications, plus:**

Volume control: Off, Low, Mid, High  
 Privacy button: Prevents monitoring